

AX PRO LOADER

Multi Attachment Skid Steer Loader

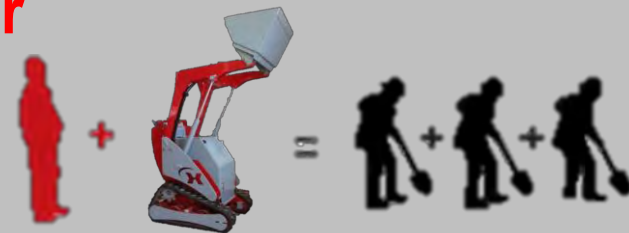
AXPAN





Save time and money with our versatile multi attachment Skid Steer Loader

A micro mini loader, multi-functional, conceived to work with speed and agility. The AX Loader is the essential tool for all landscapers, builders, smallholders, groundworkers, etc.....



A range of attachments for all applications

A multi-functional skid steer loader capable of many tasks like loading, unloading, tipping, lifting, levelling, grading, digging and drilling, mixing concrete....

The applications are only limited by the imagination



Costs saving

- Work faster with less labour
- Very competitive purchase price enables saving on hire costs
- No additional transport costs with an operating weight of less than 600kg (1,300 lbs) and compact dimensions. The AX Loader can be transported in a light trailer, in the back of a van or in a pick-up truck

Affordable running costs

- Only selected reliable hydraulic components used
- Strongly built and constructed to industrial standards

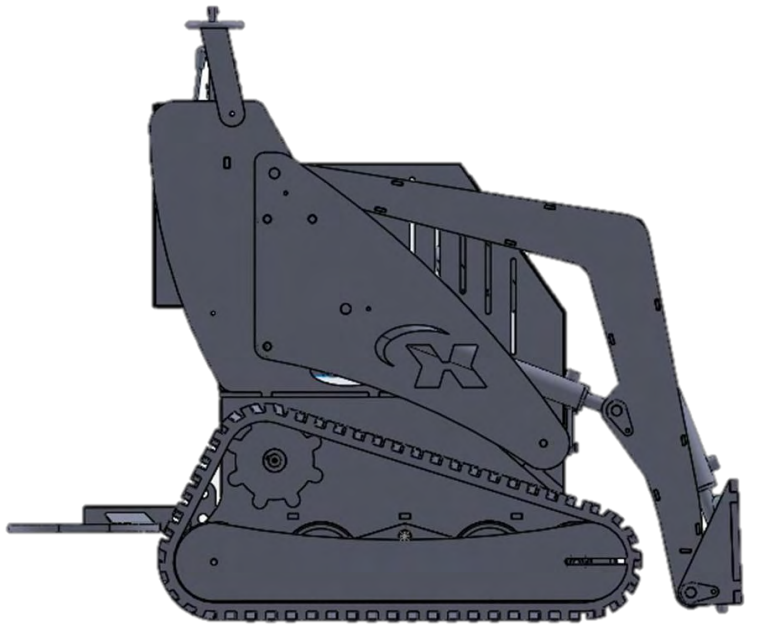
Small but powerful

- Over 250kg lifting force (550 lbs)
- Maximum lifting height 1.40m (4' 7")
- Ease of operation with precise and powerful movements: small turning circle and bucket floating action




Compact & manoeuvrable

- Narrow width and on the spot skid steer for tight access
- Compact size for easy transport and storage




1200mm (3'11")




760mm (30")

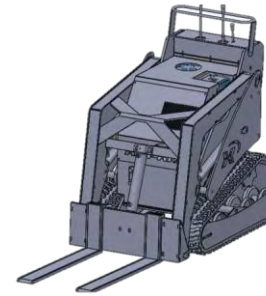
AX PRO Loader accessories & attachments




Grab, or muck, bucket for branches, logs, straw...



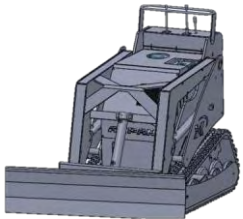
Brush cutter for long grass, small undergrowth, brambles....



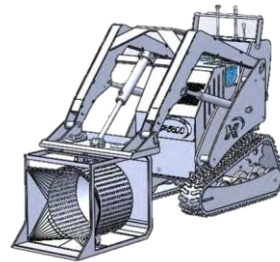
Adjustable pallet tines



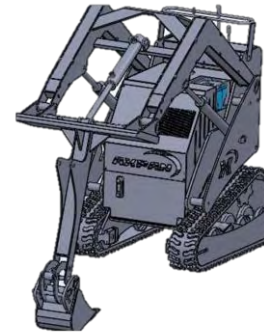
Concrete mixer enables tipping with precision



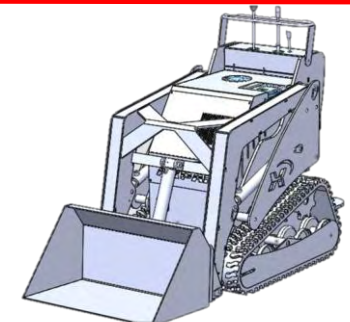
Snow blade or plough with hydraulic tilting action



Screening bucket. Rotational action separates debris from valuable top soil

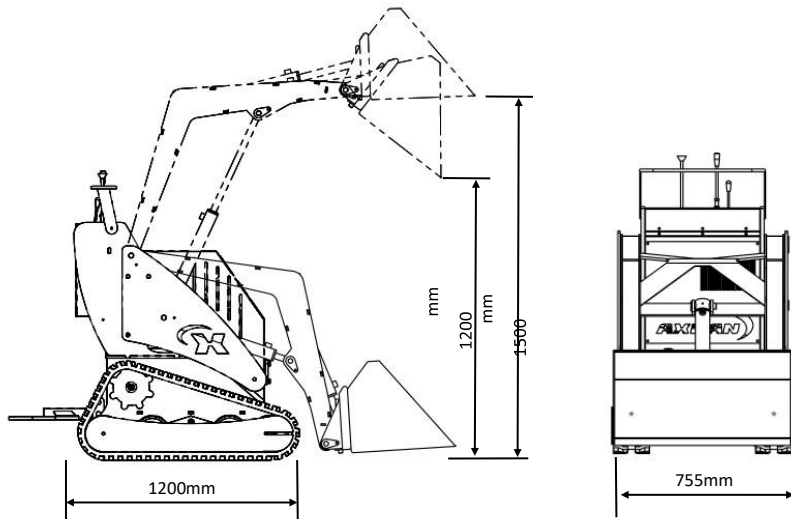


Backhoe digging arm with a selection of buckets



Loading bucket offered as standard for lifting, loading, grading, tipping...

Technical data



Operating weight	550kg	1,212lbs
Overall length	1,200mm	47inch
Total height	1,100mm	43inch
Width	740mm	29inch
Maximum unloading height	1,400mm	55inch
Track width	150mm	6inch
Ground clearance	110mm	4inch
Maximum lifting capacity	250kg	551lbs
Maximum travel speed	2km/h	1.25mph
Engine Specifications	Kohler Command Pro CH395	
Gross Power @ 3,600rpm	9.5hp	7.1kW
Displacement	277cm ³	16.9 in. ³
Compression	8.2 :1	
Engine weight	27.8kg	61.5lbs
Oil capacity	1.1L	1.05 USqt
Fuel tank	7.3L	7.4 USqt
Hydraulic System	Italian twin gear pump group 1 BSP threaded	
Displacement	3.2cc + 3.2cc	0.19in. ³ per pump
Flow rate @ 1,700rpm	4.8 + 4.8L/min	1.05 USgal/min/pump
Maximum operating pressure	130 bars	1,885psi
Reservoir capacity	16L	4.22 USgal
An optional 23hp (17.1 kW) engine and triple pump are available to operate bigger attachments like flail mower, trenchers, etc...		